

kami

Everything you need for
every student to succeed

The screenshot displays the Kami app interface. At the top, the 'kami' logo is on the left, and a toolbar contains icons for document management and a 'Submit' button. Below the toolbar, the main document area shows a PDF titled 'The Kami Difference'. The PDF content includes three statistics: 80% of teachers believe Kami has a positive effect on learning outcomes; 94% of teachers report improved student engagement; and 7.8 hours saved by teachers per week (on average). A cursor points to a pink button at the bottom of the PDF that says 'www.kamiapp.com'. To the right of the PDF, a sidebar contains a 'Questions' panel with two questions, each with four radio button options. Below the questions are buttons for '+', 'AI-convert', and 'AI-generate'. The left sidebar of the app shows various tool icons, including a text tool, a highlighter, and a selection tool.

The Kami Difference

80% of teachers believe Kami has a positive effect on learning outcomes

94% of teachers report improved student engagement

7.8hrs saved by teachers per week (on average)

www.kamiapp.com

Questions AI 2 questions 9 pts

Question 1 4/4

Question 2 5/5

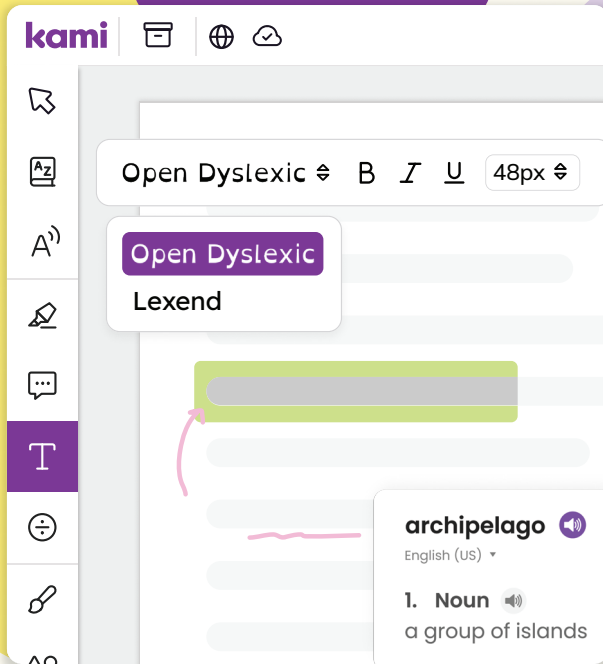
AI-convert AI-generate

with all new ✨AI-powered assessment



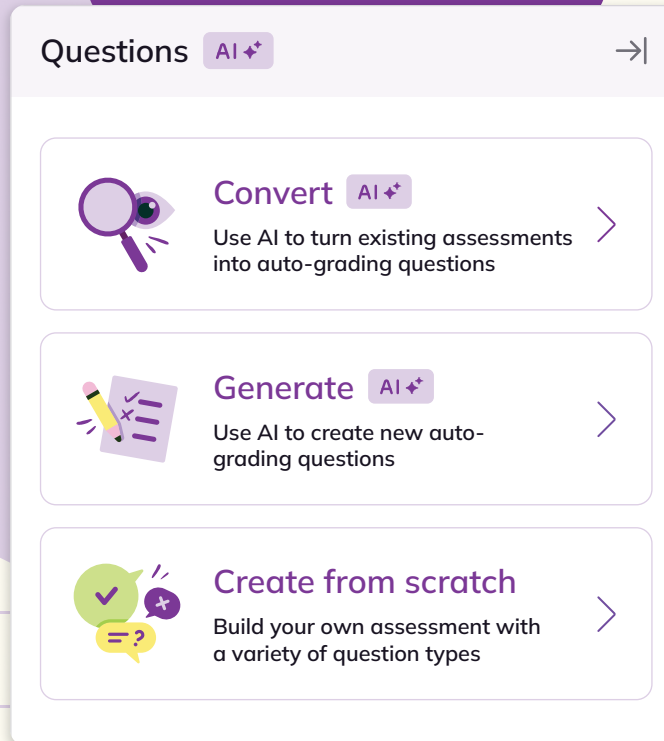
From PDF annotation to AI-powered assessment, deliver accessible learning for all

Accessible tools



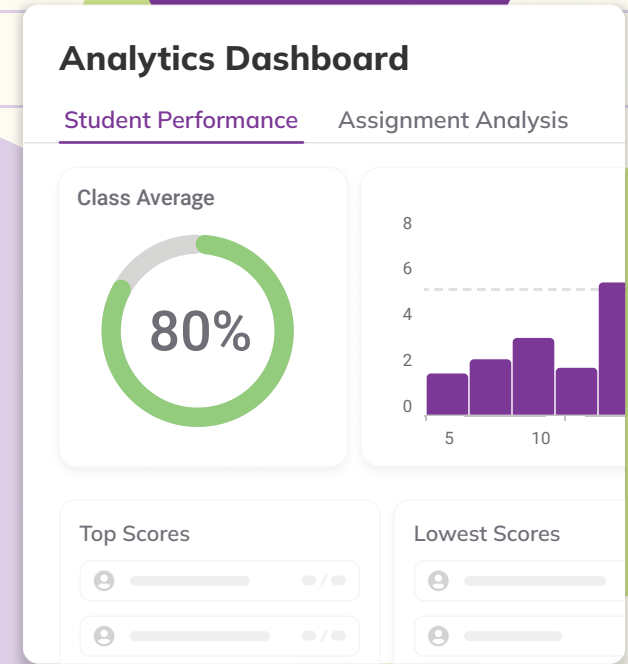
Transform resources
into engaging, accessible
learning materials

AI-powered assessment



Create and grade assessments
automatically, saving you
valuable time

Greater Insights



Discover key insights for
timely support and better
student outcomes

Integrations



Type **kami.app** into your
browser to get started

